




Knowledge to Shape Your Future



PRESSURE REGULATOR PRODUCT LINE

Model	Available Versions	Outlet Pressure Range	Available Valve Bodies	Maximum Inlet Pressure	Maximum Capacity (natural gas)	
SERVICE AND INDUSTRIAL APPLIANCE REGULATORS						
	B42	R, N	5" w.c. to 5 psig	1/2", 3/4", 1", 1-1/4" NPT	125 psig	2,500 scfh
	B31	R, N, IMN, IMR, IMRV, M	4 in. w.c. to 2 psig	3/4", 1", 1-1/4" NPT	125 psig	3,000 scfh
	B531	R, N, IMN, IMR, IMRV	5 in. w.c. to 2 psig	3/4", 1", 1-1/4" INLET; 3/4", 1-1/4", 1-1/2", 1-3/4", 2" OUTLET (NPT)	125 psig	5,000 scfh
	B34S	R, N	4 in. w.c. to 2 psig	1-1/4", 1-1/2", 2" NPT 2" FL, 3" FL	125 psig	7,500 scfh
	B34	R, N, M, D, IMN, IMR, IMRV	5 in. w.c. to 5 psig	1-1/4", 1-1/2", 2" NPT 2" FL, 3" FL	125 psig	15,000 scfh
	B38	R, N, M, D, IMN, IMR, IMRV	5 in. w.c. to 5 psig	1-1/4", 1-1/2", 2" NPT 2" FL, 3" FL	125 psig	20,000 scfh
	B838	R, N, M, D, IMN, IMR, IMRV	5 in. w.c. to 5 psig	2" x 2" NPT, 2" x 2" FL, 2" x 3" FL, 2" x 4" FL	125 psig	50,000 scfh
	RB1700	N, M	7 in. w.c. to 36 psig	1-1/2" NPT	230 psig	100,000 scfh
	RB4000	N, M	4 in. w.c. to 30 psig	2" FL, 3" FL	275 psig	600,000 scfh
CONSTANT-LOADED (FIXED FACTOR BILLING) REGULATORS						
	CL31	Pilots: R, N Options: IM, IMV	1 to 20 psig	3/4", 1", 1-1/4" NPT	125 psig	4,000 scfh
	CL231	Pilots: R, N	1 to 20 psig	1-1/4", 1-1/2", 2" NPT 2" FL, 3" FL	125 psig	7,500 scfh
	CL34	Pilots: -1, -2 Options: M, IM, D	5 in. w.c. to 60 psig	1-1/4", 1-1/2", 2" NPT 2" FL, 3" FL	150 psig	40,000 scfh
	CL38	Pilots: -1, -2 Options: M, IM, IMV, D	5 in. w.c. to 30 psig	1-1/4", 1-1/2", 2" NPT 2" FL, 3" FL	150 psig	60,000 scfh
	CL838	Pilots: -1, -2 Options: M, IM, IMV, D	5 in. w.c. to 30 psig	2" x 2" NPT 2" x 3" FL, 2" x 4" FL	150 psig	100,000 scfh
HIGH PRESSURE (FIELD CUT) REGULATORS						
	B35	R, N, M	5 to 150 psig	3/4", 1" NPT	1000 psig	20,000 scfh
	B36	R	1 – 60 psig	3/4", 1", 1-1/4" NPT	175 psig	10,000 scfh
	B56	R	15– 60 psig	3/4", 1" NPT	1000 psig	22,900 scfh

GPS 866.585.8238

Distributed in the Midwest By:

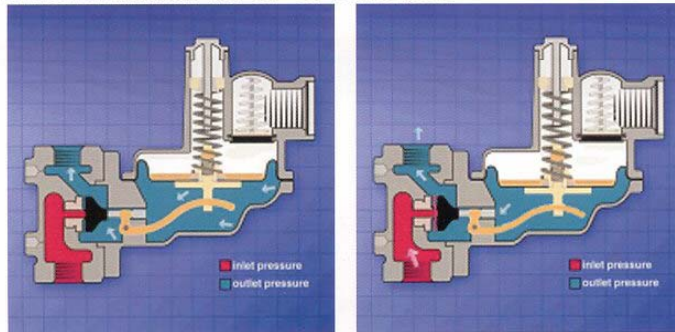


1420 Watson Road
Sullivan, MO 63080

Guaranteed Personal Service

PRESSURE REGULATOR PRODUCT LINE

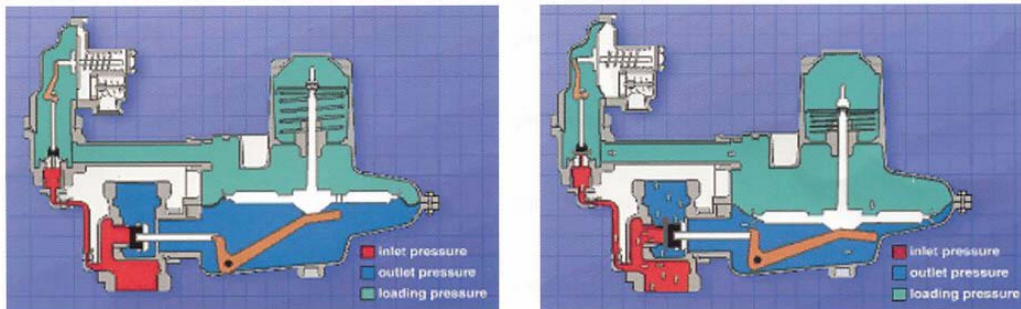
SPRING-LOADED REGULATOR PRINCIPLE OF OPERATION



CLOSED POSITION

OPEN POSITION

CONSTANT-LOADED REGULATOR PRINCIPLE OF OPERATION

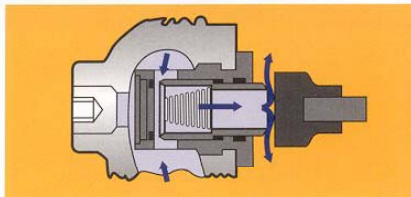


CLOSED POSITION

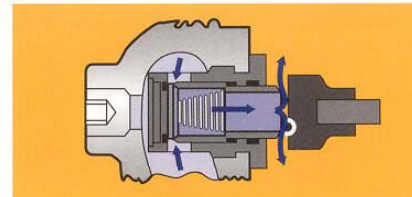
OPEN POSITION

INTERNAL MONITOR (IM) PRINCIPLE OF OPERATION

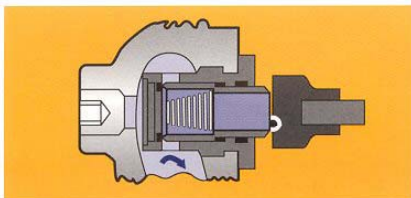
■ inlet pressure
■ outlet pressure



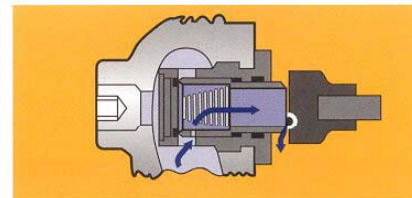
Standard Regulator and upstream monitor orifice.



Standard Regulator orifice failed - upstream monitor orifice control.



Standard Regulator orifice failed - upstream monitor orifice in No Flow.



"V" Option - Vent small volume to atmosphere. Replaces "tell-tale" relief valve.



GAS Products Sales, Inc.
1420 Watson Road
Sullivan, MO 63080

Thomas V. Gobin

Owner/President

Cell: 314.520.7362

email: tgobin@gasproductsales.com

eFax: 208.694.9273

www.gasproductsales.com

Office 573.860.2195 (Toll Free) 866.585.8238

Guaranteed Personal Service